

Next50® Colorado Organizational Resiliency (COR)

Stage 2 Application Instructions:

Log into our grant portal: <https://next50foundation.fluxx.io/>

- Enter your email address and password and sign in.

See the screenshots below outlining the steps for completing Stage 2 of the application process.

1. Click here to find your application

2. Click to Access Stage 2 Application

Next50 TEST
ID: R-2024-04064
Project Title: TiffanyTester is at it again
COR

Next50 Virtual Site Visit

🕒 1 hr

🗨️ Web conferencing details provided upon confirmation.

During the visit, we will further discuss your Colorado Organizational Resiliency grant application.

3. Select date for meeting and follow on screen prompts

Select a Day

< April 2024 >

SUN MON TUE WED THU FRI SAT

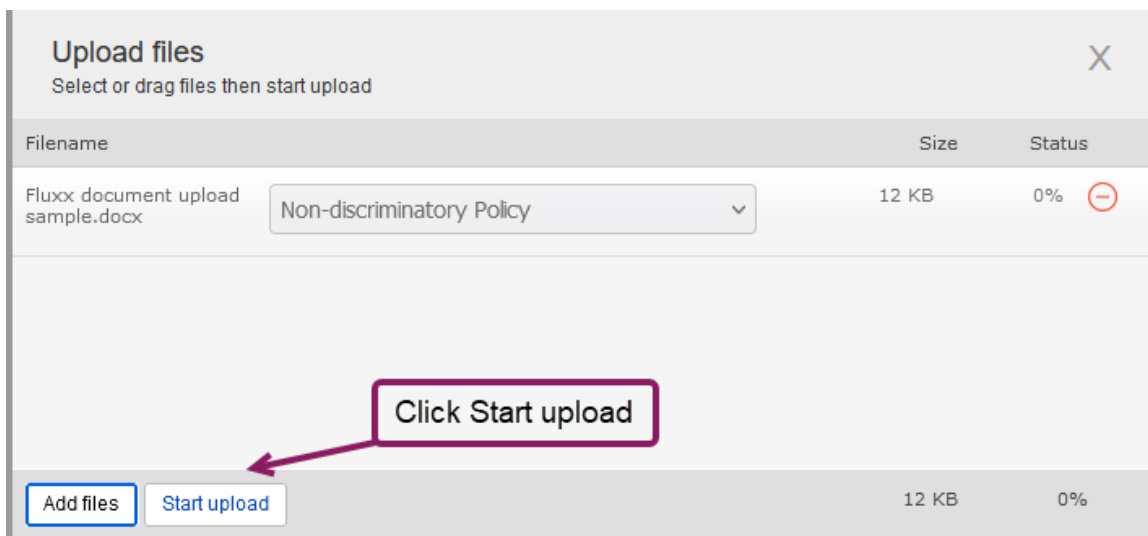
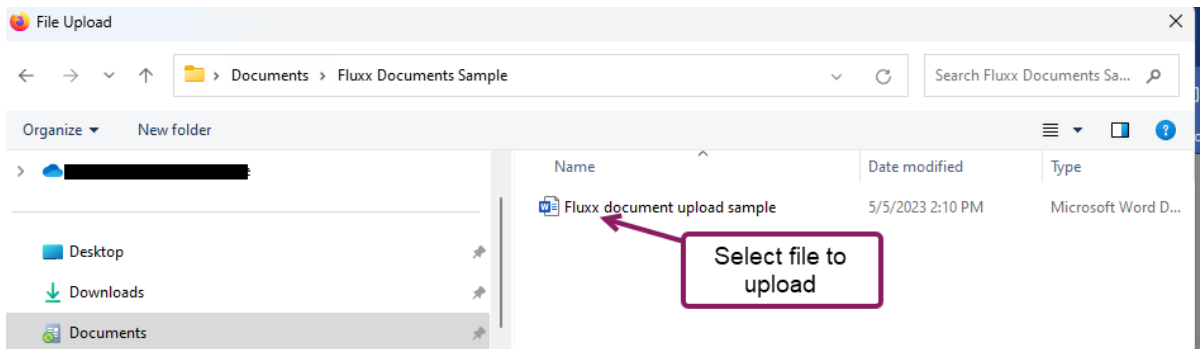
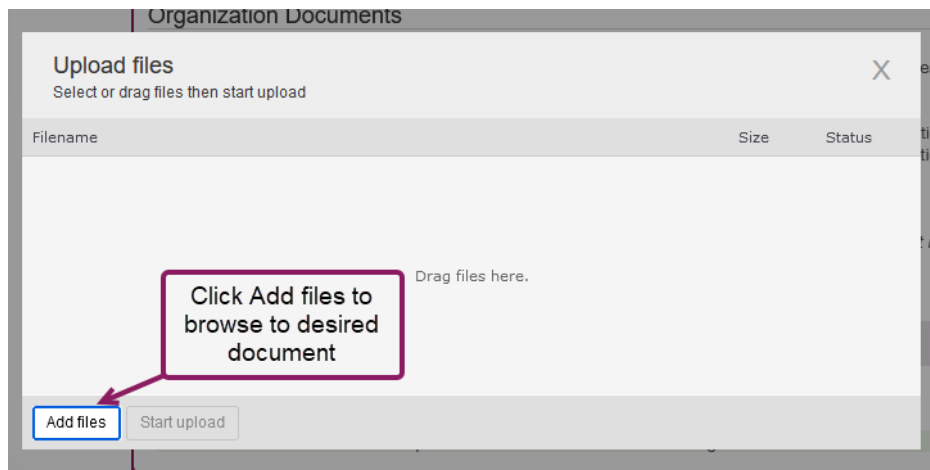
Adding financial documents to your application. *Note: Once a document has been uploaded there is no need to save the application, documents can be found in the document uploads section of the application.*

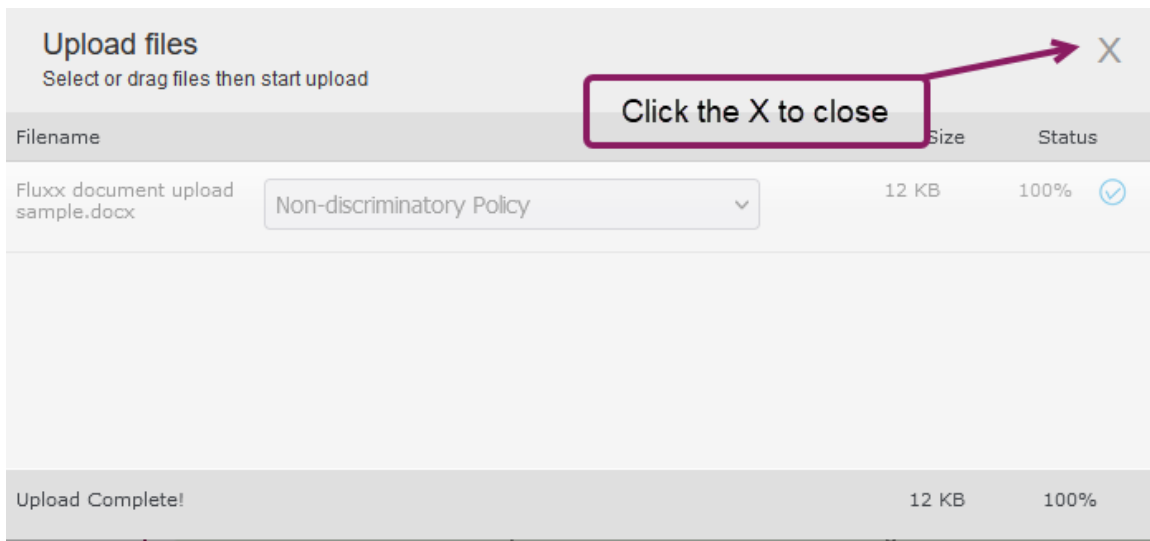
Next50 TEST
ID: R-2024-04064
Project Title: TiffanyTester is at it again
COR

Financial Information

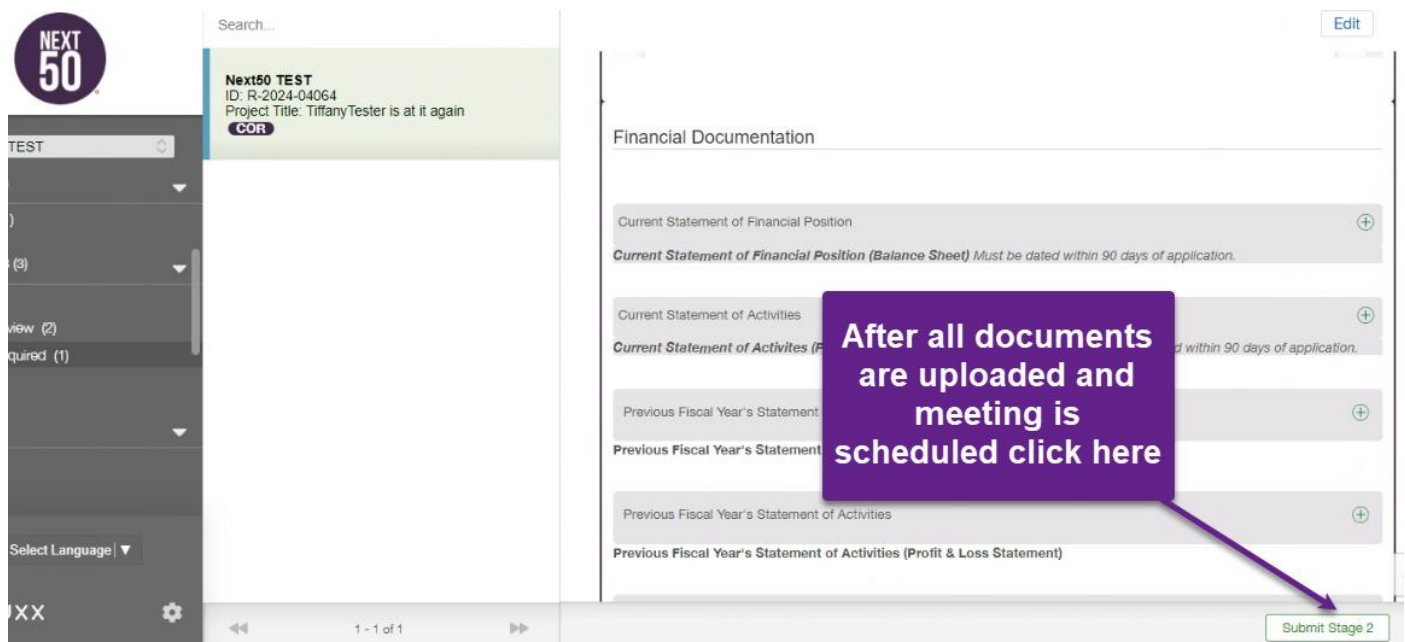
Current Statement of Financial Position +
Current Statement of Financial Position (Balance Sheet) Must be dated within 90 days of application.

Current Statement of Activities +
Current Statement of Activites (Profit & Loss Statement) Must be year-to-date and be dated within 90 days of application.





Once all financial documents have been uploaded and you've scheduled your virtual site visit click the **Submit Stage 2** button. Next50 will reach out to you for additional information if necessary.



For more Grant Portal and Application resources please visit our [website](#)

If you require assistance, please email info@next50foundation.org